

Parental controls guide

YouTube Kids App guide

Parental Controls information

Type of guide

Entertainment & Search engines

Features and Benefits

YouTube Kids App offers controls to restricted search, set time limits and set a password to ensure settings can only be changed by parents on the app.

What specific content can I restrict?



Browser Access



Innapropriate content



Media streaming



Parental control



Search engines


What do I need?

A Google account (Email & Password)

YouTube Kids App guide



Launch the YouTube Kids app on the device.



YouTube Kids App guide



Tap the search icon to switch the search function off or on the app

Do you want search on or off?

More YouTube Kids videos beyond the homescreen. This allows them to search for new content on their own.

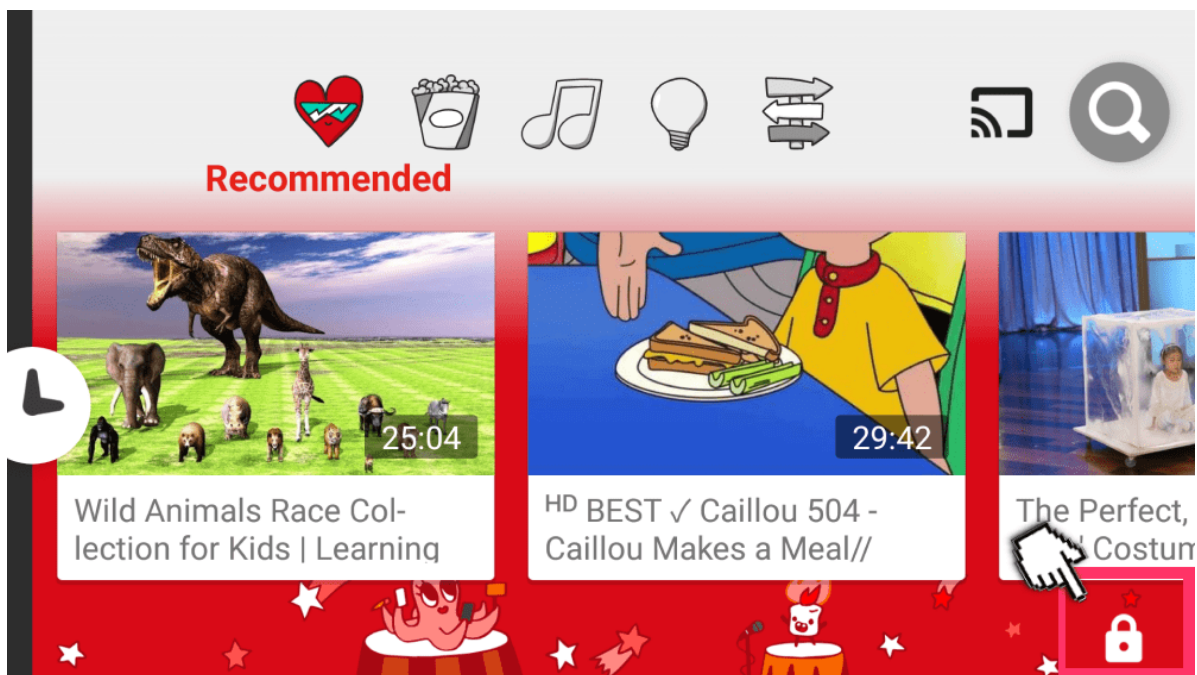
When you **keep search off**, you limit your child to videos on the homescreen, including those that the app recommends. Your child can't search for content, and recommended videos are based only on videos watched with search turned

SEARCH ON **SEARCH OFF**

YouTube Kids App guide



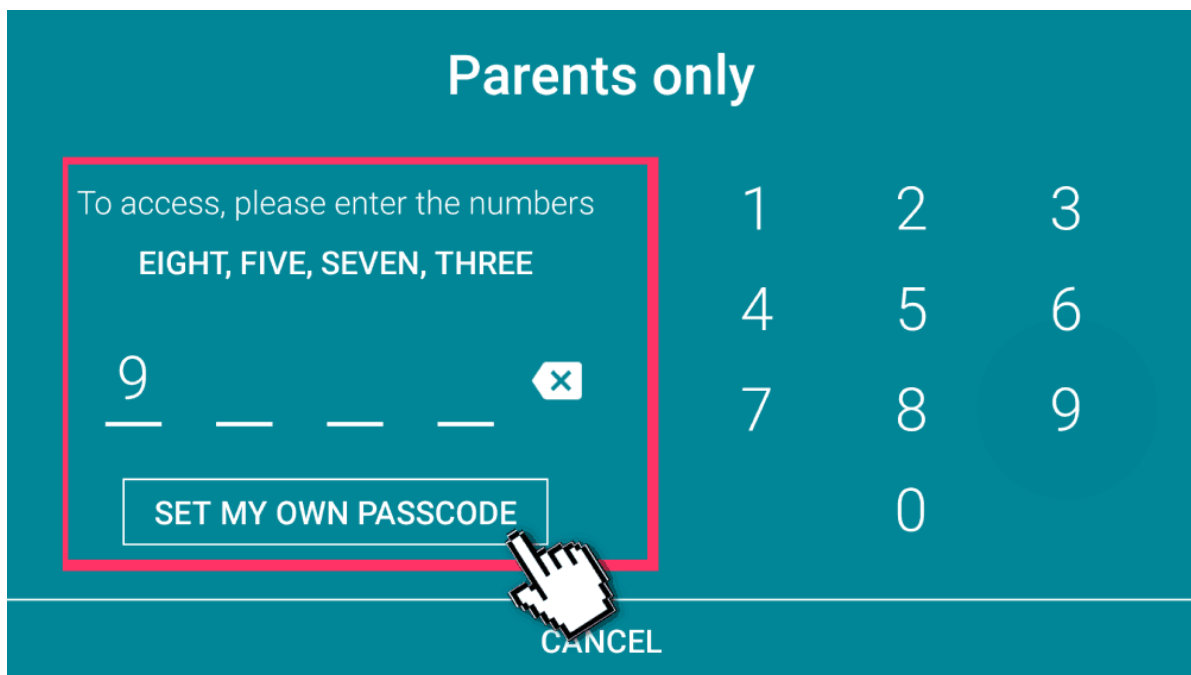
Tap the padlock icon in the right-hand corner of the screen to see the parental controls.



YouTube Kids App guide



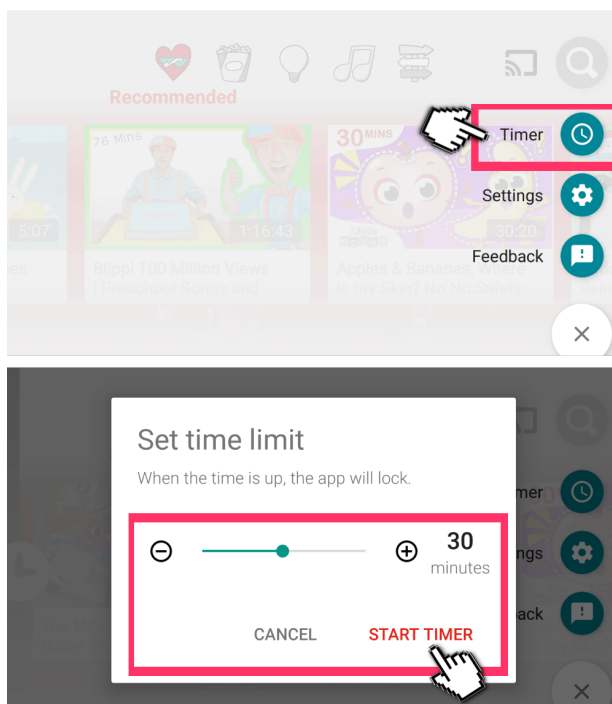
On this screen enter the numbers or click 'Set my own passcode' to see the controls.



YouTube Kids App guide



Click on the 'Timer' icon to set a time limit on the app



YouTube Kids App guide



Tap on 'Settings' to see the app settings options

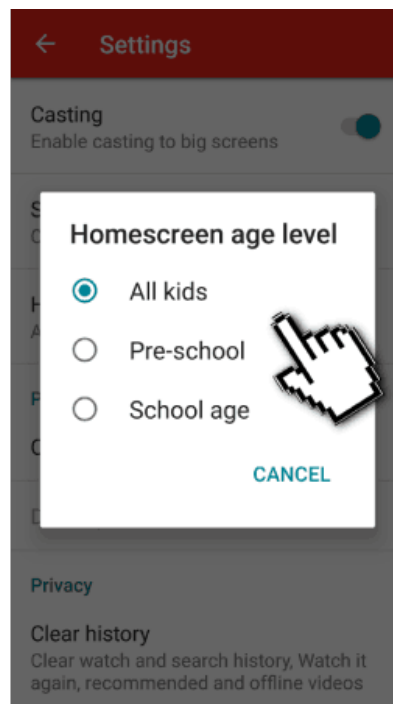
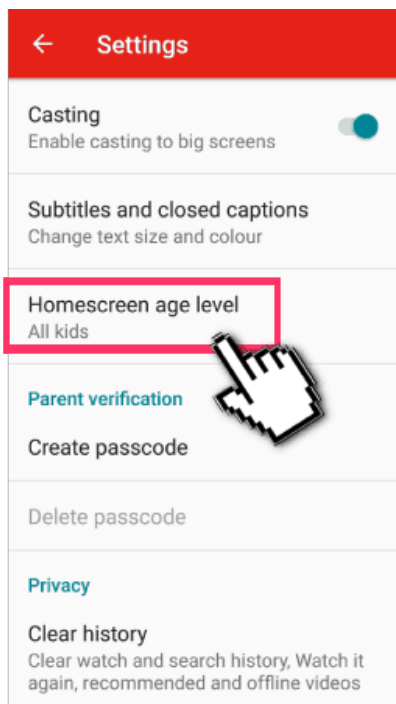
The image shows the YouTube Kids app interface. At the top, there are icons for Recommended, Timer, and Feedback. Below these are video thumbnails. The 'Settings' option, represented by a gear icon, is highlighted with a red box and a hand icon pointing to it. To the right, a separate screenshot shows the 'Settings' menu with the following options:

- Settings**
- Casting**
Enable casting to big screens
- Subtitles and closed captions**
Change text size and colour
- Homescreen age level**
All kids
- Parent verification**
Create passcode
Delete passcode
- Privacy**
Clear history
Clear watch and search history. Watch it again, recommended and offline videos

YouTube Kids App guide



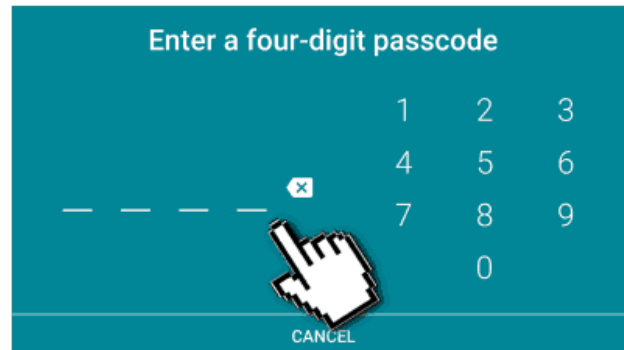
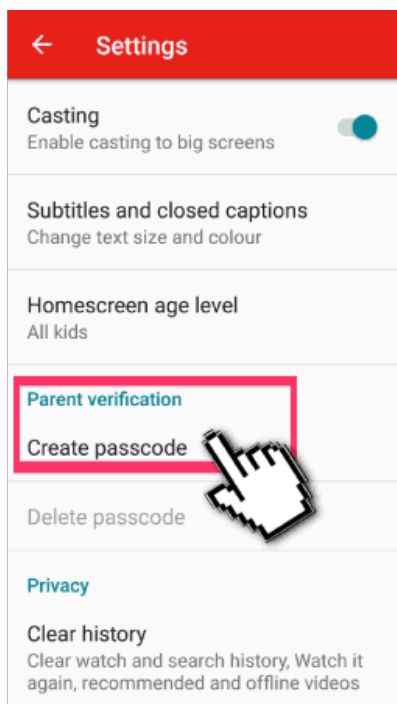
On the setting menu, tap 'Homescreen age level' and you'll be able to make the homescreen age-appropriate for your child. You can choose from 'All kids', 'Pre-school' or 'School age'.



YouTube Kids App guide



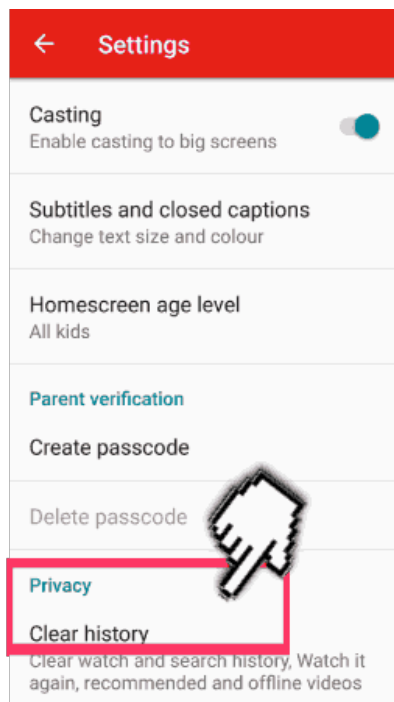
You can also create a password from the settings menu.



YouTube Kids App guide



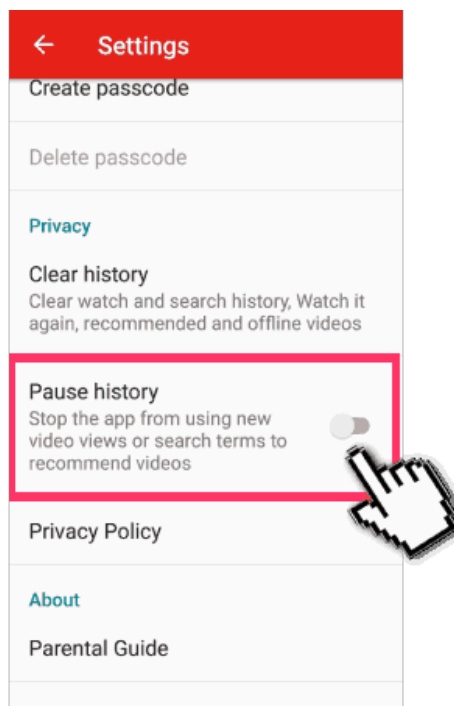
By tapping on the 'Clear history' this will remove all logged videos that your child has watched, searched and that the app has recommended to them based on their viewing habits.




YouTube Kids App guide

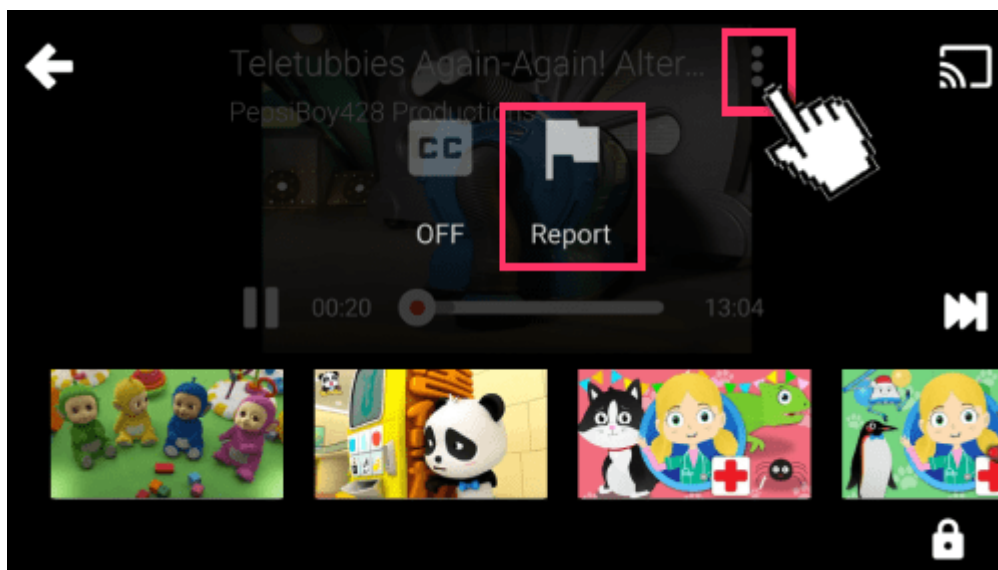


You can stop the app from recording their history by switching 'Pause history' on.



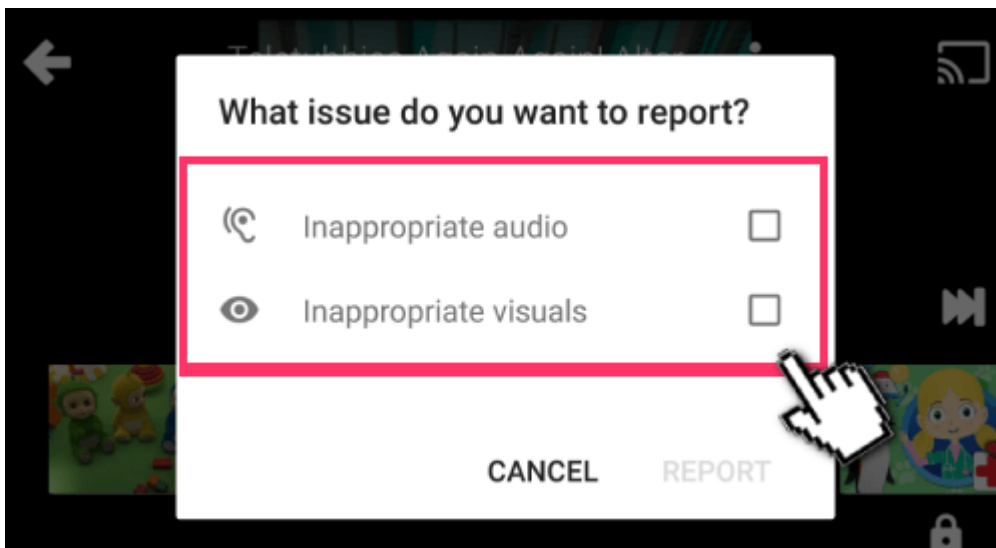
YouTube Kids App guide

 To report inappropriate videos on the app, tap the video to see the three button icon in the righthand corner of the video.




YouTube Kids App guide

- Tap the report icon and select from the options 'Inappropriate audio' or 'Inappropriate visuals'. If you are signed in when reporting the video it will be automatically blocked from the YouTube Kids app. YouTube say: "Flagged videos are reviewed 24 hours a day, seven days a week and will be removed from the YouTube Kids app if necessary."



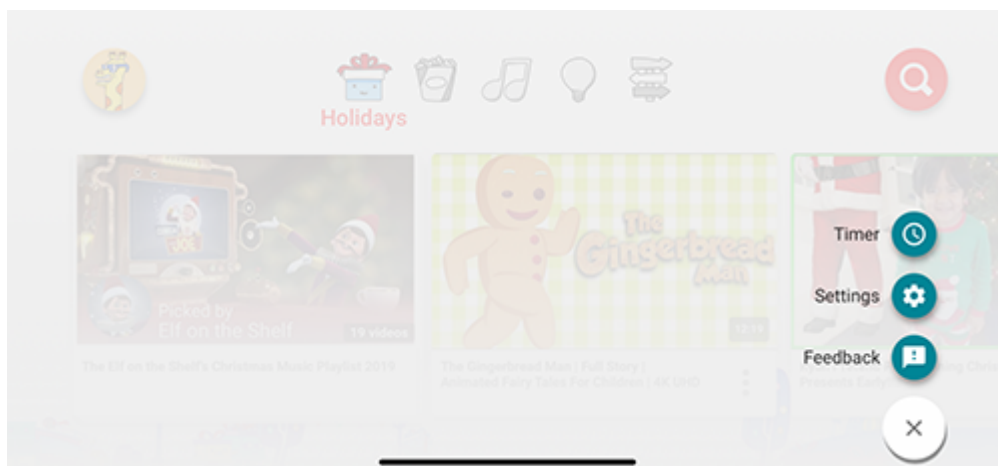
YouTube Kids App guide

- Choose approved content only Tap the Lock icon in the bottom corner of any page in the app then complete the multiplication problem or read and enter the numbers that appear. Or, enter your custom passcode



YouTube Kids App guide

- Select Settings then select your child's profile and enter your parent account password to modify settings



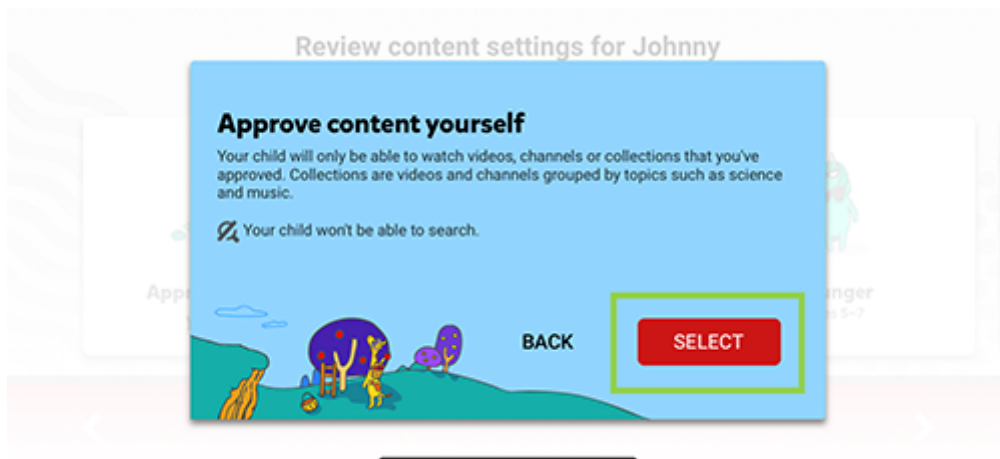
YouTube Kids App guide

Step by step guide

15

Select Approved content only to enable. Review the information in the 'Getting started' pop-up.

1



2



Getting started



Next, you'll approve some content for your child. You can pick videos or channels, and you can also select collections from our partners or the YouTube Kids team featuring content that is considered appropriate for children. Please review carefully and choose sources that you trust.

CANCEL

START



PREVIEW

DONE

YouTube Kids App guide

- Select START. Tap the + icon on any collection, channel or video to approve content that you'd like to make available to your child. Then Select DONE in the red box at the bottom of the screen to exit.

